



MODERN
INFRASTRUCTURE
MADE IN **AMERICA**

ELECTRICAL DIVISION
Product One-Sheets

JANUARY 2026



TABLE OF CONTENTS

3. Company Profile
4. Strategic Manufacturing Locations
5. The Intersection of Excellence
6. Team
8. Electrical Media
9. Electrical Conduit SCH Series Solid/Procore™ (Cellular Core)
14. Large diameter nsf certified Electrical Conduit SCH Solid
18. Electrical Conduit and Duct (DB/EB)
22. Electrical Conduit EagleBore™
25. HDPE Conduit UL651A
28. HDPE Communication Duct





MADE IN AMERICA

LEADING PVC, PE & ABS PIPE MANUFACTURER IN THE WORLD

- Enough pipe produced annually to circle the globe 12 times.
- In business since 1982, under consistent family ownership.
- Workforce of over 1,200 employees and revenue exceeding \$2 billion.
- 17 manufacturing plants in the U.S., plus 2 strategically located distribution centers.
- A 100-truck fleet and Ascending Eagle ensure fast, reliable shipments—delivered by the people who make the pipe.
- Combines advanced product technology with state-of-the-art automation to ensure industry-leading quality.

ONE STOP SHOP

We are the only plastic pipe manufacturer that makes everything

- Average Plant Manager tenure is 24 years.
- Offers every type of plastic pipe from PVC, to PE, to ABS.
- Widest range of high-grade, high-performance plastic pipes in the industry.
- Strength lies in both product diversity and a skilled, diverse workforce nationwide.

Our Partnership

- Meets evolving market needs to stay competitive in plumbing, electrical, and infrastructure sectors.
- Supports American jobs and local economies through domestic production and distribution.
- Committed to delivering life's essentials with eco-friendly, reliable pipe products that support health and quality of life worldwide.



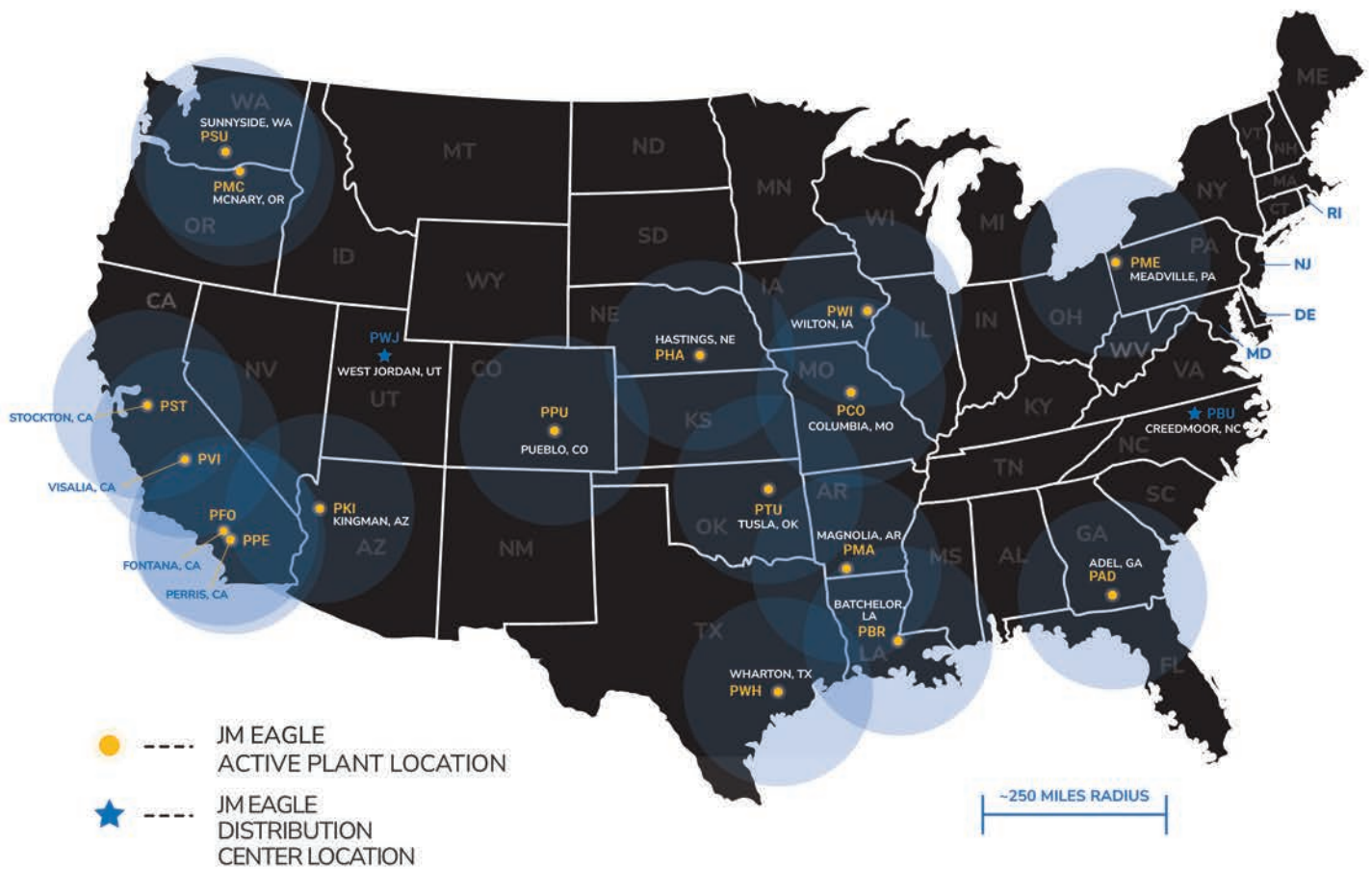
SCAN HERE
TO EXPLORE JM EAGLE





MADE IN AMERICA

STRATEGIC MANUFACTURING LOCATIONS





THE INTERSECTION OF EXCELLENCE

LARGEST SELECTION

The only manufacturer offering every type of plastic pipe, from PVC, PE to ABS, serving diverse needs.



BEST VALUE

Innovative high-quality products, sustainably manufactured and offered at competitive prices.

SERVICE

Reliable, on-time delivery backed by Ascending Eagle Trucks and a focus on service, reliability, and consistency. Clear communication and reliable, consistent product stocks create a customer-first approach.



TEAM



WALTER WANG JR.

Executive Vice President
of Sales, Marketing, HR & IT

310.693-8200



CHUCK CLARK

Vice President of Production

310.693-8200

ChuckClark@JMEagle.com



GREGORY A. SMITH

Senior Sales Manager
of Electrical and Plumbing
Divisions

310-693-8200 x7805

C: 617-851-8258

GregSmith@JMEagle.com

ELECTRICAL SALES TEAM: 310-693-8412



TEAM



ANGELA CHEN

Account Manager,
Electrical Channel

C: 562-508-2695
AngelaChen@JMEagle.com



ERIC LIN

Account Manager,
Electrical Channel

310-693-8200 x 7836
EricLin@JMEagle.com



NIKKI MATTHEWS

Customer Service
Coordinator Electrical Channel

310-693-8200 x 7813
NikkiMatthews@JMEagle.com



ARTURO VALENZUELA

Account Manager,
Electrical Channel

310-693-8200 x7823
ArturoValenzuela@JMEagle.com

ELECTRICAL SALES TEAM: 310-693-8412



ELECTRICAL MEDIA

WELCOME
TO JM EAGLE'S
PERRIS, CA
PLANT



SCAN HERE TO WATCH
PERRIS FILM



OREGON IS BUILDING
THE FUTURE OF AMERICA'S — MODERN INFRASTRUCTURE



SCAN HERE TO WATCH
MCNARY FILM



JM EAGLE
LA WILDFIRE
RELIEF



SCAN HERE TO WATCH
OUR WILDFIRE
RELIEF FILM



2025

CORPORATE
FILM



SCAN HERE TO WATCH
CORPORATE FILM



SCAN HERE TO WATCH
OUR IMPACT

THE JM EAGLE LA CHAMPIONSHIP
SOCAL'S PREMIERE LPGA EVENT



SCAN HERE TO WATCH
OUR LPGA FILM





ELECTRICAL DIVISION

ELECTRICAL CONDUIT SCH SERIES SOLID / PROCORE™ (CELLULAR CORE)

PVC ELECTRICAL CONDUIT
(SCH40 & SCH80)

[Product One Sheet >](#)

Electrical Conduit

SCHEDULE SERIES
SOLID/PROCORE™ (CELLULAR CORE)



MADE IN AMERICA

PVC ELECTRICAL CONDUIT (SCH40 & SCH80)



NEMA TC-2, ANSI/UL651
CSA C22.2 No.211.2, NSF UL651

MARKETS



TELECOM



ELECTRICAL SYSTEM



DOT



POWER



RENEWABLE ENERGY

DESCRIPTION



SOLID CORE

Nominal Laying Length:

10/20 feet

(Laying length tolerances are in accordance with approval standards)

PIPE SIZES

1/2", 3/4", 1", 1 1/4", 1 1/2",
2", 2 1/2", 3", 3 1/2", 4",
5", 6"

PIPE COLOR

GREY

PROCORE™ (CELLULAR CORE)

Nominal Laying Length:

10/20 feet

(Laying length tolerances are in accordance with approval standards)

PIPE SIZES

1 1/2", 2", 3", 4", 6"

PIPE COLOR

GREY

NEMA TC-2 / UL651

Schedule 40

Schedule 80

CSA C22.2 No.211.2

Schedule 40

NEMA TC-2

Schedule 40



BENEFITS

INSTALLATION

- Lightweight, great for manual installation.
- Field-cut with a power saw or handsaw; bevel without complicated machinery.
- Does not need lining, wrapping, coating, or cathodic protection to prevent galvanic corrosion.



FEATURES

- Unaffected by corrosive elements, sewer gas, sulfuric acid, alkaline, or acidic soils.
- Structurally sound joints provide a rigid connection.
- Smooth wall interior allows for easy pull through for wires.

SUBMITTAL AND DATA SHEET

SCHEDULE 40 & 80 CONDUIT

PIPE SIZE (IN)	AVG. O.D. (IN)	NOM I.D. (IN)	MIN. T. (IN)	PIPE STIFFNESS (PSI)	NOM I.D. (IN)	MIN. T. (IN)	PIPE STIFFNESS (PSI)
Schedule 40 CONDUIT				Schedule 80 CONDUIT			
1/2	0.840	0.611	0.109	5923	0.531	0.147	17053
3/4	1.050	0.813	0.113	3134	0.727	0.154	9072
1	1.315	1.036	0.133	2545	0.939	0.179	6990
1 1/4	1.660	1.366	0.140	1396	1.259	0.191	3927
1 1/2	1.900	1.596	0.145	1008	1.480	0.200	2909
2	2.375	2.052	0.154	596	1.917	0.218	1844
2 1/2	2.875	2.449	0.203	783	2.295	0.276	2140
3	3.500	3.046	0.216	508	2.870	0.300	1472
3 1/2	4.000	3.525	0.226	384	3.332	0.318	1151
4	4.500	4.002	0.237	307	3.792	0.337	948
5	5.563	5.021	0.258	206	4.776	0.375	675
6	6.625	6.037	0.280	154	5.718	0.432	606

PRODUCT STANDARD

NEMA TC-2
CSA C22.2 No.211.2
(Schedule 40 only)

INSTALLATION

JM Eagle™ Electrical
Conduit Installation Guide.

CERTIFICATION

CSA C22.2 No.211.2
(Schedule 40 only)

PIPE END OPTION

Bell End

NOMINAL LAYING LENGTH

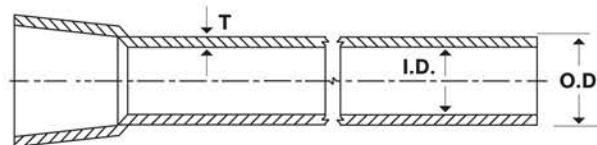
10/20 feet

(Laying length tolerances are
in accordance with approval
standards.)

Rated for 90° C Conductor

CSA items are listed for 75° C conductor

JM Eagle adds jobsite confidence with two standard features on 20-ft sections of conduit in Sch 40 & Sch 80:
an easy-read insertion mark on 3"-6", and a precision 33° (+/-) inside-diameter chamfer on plain ends 1.25"
and larger—engineered to help protect conductors during pulls and reduce installation rework.



T - Wall Thickness

I.D. - Inside Diameter

O.D. - Outside Diameter





MODERN
INFRASTRUCTURE
MADE IN AMERICA



ProCore™

Innovative Cellular Core Conduit

- Lightweight and easy to install manually
- Innovative design with smooth walls for effortless wire pull-through
- Meets the same UL standards as traditional conduit
- Suitable for the same applications as traditional SCH 40 Conduit

- Lower carbon footprint, making transport more efficient
- Reduction in weight makes a noticeable difference when used in duct banks
- Durable and corrosion-proof for long-lasting performance
- Proudly made in the USA

For the Pros

- Better value than traditional conduit
- Engineered by Pros for the Pros
- Available for drop ship to job sites
- All ProCore products meet or exceed UL651 and other critical standards
- Same fittings as traditional SCH 40 Conduit
- Diameters available in range from 1.5 inch to 6 inch



17 Manufacturing plants

2 Distribution centers

JM Eagle, The Backbone of Electrical Infrastructure

SUBMITTAL AND DATA SHEET

PROCORE™ (CELLULAR CORE) CONDUIT (SCH40)

PIPE SIZE (IN)	AVG. O.D. (IN)	NOM. I.D. (IN)	MIN. T. (IN)	PIPE STIFFNESS (PSI)
PROCORE™ (CELLULAR CORE) CONDUIT (SCH40)				
1½	1.900	1.595	0.145	600
2	2.375	2.051	0.154	300
3	3.500	3.046	0.216	300
4	4.500	4.002	0.237	200
6	6.625	6.037	0.280	120

PRODUCT STANDARD

NEMA TC-2

CERTIFICATION

NSF UL651

NOMINAL LAYING LENGTH

10/20 feet

(Laying length tolerances are in accordance with approval standards.)

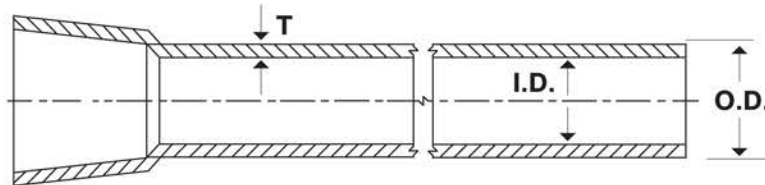
INSTALLATION

JM Eagle™ Electrical Conduit Installation Guide.

PIPE END OPTION

Bell End

Rated for 90° C conductor



T - Wall Thickness

I.D. - Inside Diameter

O.D. - Outside Diameter





INDUSTRY EXCLUSIVE

THE ONLY MANUFACTURER THAT PRODUCES 8", 10", AND 12"
SCHEDULE 40 PVC CONDUIT WITH NSF CERTIFICATION.



LARGE DIAMETER NSF CERTIFIED ELECTRICAL CONDUIT SCH SERIES SOLID

PVC ELECTRICAL CONDUIT

[Product One Sheet >](#)



MODERN
INFRASTRUCTURE
MADE IN AMERICA



LARGE DIAMETER NSF CERTIFIED **Electrical Conduit** 8", 10", 12" SCH 40



■ INDUSTRY EXCLUSIVE ■

THE ONLY MANUFACTURER THAT PRODUCES 8", 10", AND 12"
SCHEDULE 40 PVC CONDUIT
WITH SPECIAL NSF CERTIFICATION.

From power grid hardening to utility-scale solar and wind, JM Eagle's large-diameter PVC conduit delivers the quality, reliability, and compliance confidence that high-stakes projects require.

FEATURES

- Unaffected by corrosive elements, sewer gas, sulfuric acid, alkaline, or acidic soils.
- Structurally sound joints provide a rigid connection.
- Smooth wall interior allows for easy pull through for wires.
- The only conduit on the market over 6" diameter with NSF certification, specifically manufactured for large scale applications that require proof of performance.
- Meets performance, manufacturing, testing & quality standards derived from UL 651 performance targets and specifications and verified with a special NSF certification
- Independent, rigorous testing for tensile strength, impact resistance, crush resistance, and dimensional accuracy, incorporating ASTM D1785 dimensional standards.
- NSF® Electrical SE 31765 mark on each qualifying product, signifying conformance to the published criteria and in-plant quality controls — even though products above 6" cannot carry the UL 651 mark.
- Clear, defensible assurance for engineers, owners, and procurement teams that large-diameter conduit is built to recognized benchmarks.



LARGE DIAMETER NSF CERTIFIED

Electrical Conduit

SCHEDULE SERIES **SOLID**



MADE IN AMERICA

PVC ELECTRICAL CONDUIT



NEMA TC-2,
NSF Special Engineered Conduit
SE 31765

MARKETS



TELECOM



ELECTRICAL SYSTEM



POWER



RENEWABLE ENERGY

DESCRIPTION



SOLID CORE

Nominal Laying Length:

10/20 feet

(Laying length tolerances are in accordance with approval standards)

PIPE SIZES

8", 10", 12"

PIPE COLOR

GREY

NEMA TC-2

Schedule 40

Schedule 80



BENEFITS

INSTALLATION

- Lightweight, great for manual installation.
- Field-cut with a power saw or handsaw; bevel without complicated machinery.
- Does not need lining, wrapping, coating, or cathodic protection to prevent galvanic corrosion.

FEATURES

- Unaffected by corrosive elements, sewer gas, sulfuric acid, alkaline, or acidic soils.
- Structurally sound joints provide a rigid connection.
- Smooth wall interior allows for easy pull through for wires.
- Meets or exceeds UL 651 performance targets for comparable smaller sizes—applied to large-diameter conduit.
- Independent, rigorous testing for tensile strength, impact resistance, crush resistance, and dimensional accuracy, incorporating ASTM D1785 dimensional standards.
- NSF® Electrical SE 31765 mark on each qualifying product, signifying conformance to the published criteria and in-plant quality controls—even though products above 6" cannot carry the UL 651 mark.
- Clear, defensible assurance for engineers, owners, and procurement teams that large-diameter conduit is built to recognized benchmarks.

BUILT FOR CRITICAL INFRASTRUCTURE

From power grid hardening to utility-scale solar and wind, JM Eagle's large-diameter PVC conduit delivers the quality, reliability, and compliance confidence that high-stakes projects require.



SUBMITTAL AND DATA SHEET**SCHEDULE 40 & 80 CONDUIT**

PIPE SIZE (IN)	AVG. O.D. (IN)	NOM I.D. (IN)	MIN. T. (IN)	PIPE STIFFNESS (PSI)	NOM I.D. (IN)	MIN. T. (IN)	PIPE STIFFNESS (PSI)
Schedule 40 CONDUIT					Schedule 80 CONDUIT		
8	8.625	7.949	0.322	104	7.575	0.500	416
10	10.750	9.983	0.365	78	9.504	0.593	108
12	12.750	11.897	0.406	207	11.307	0.687	330

PRODUCT STANDARD

NEMA TC-2
SE 31765

CERTIFICATION

NSF Special Engineered File

NOMINAL LAYING LENGTH

10/20 feet

(Laying length tolerances are in accordance with approval standards.)

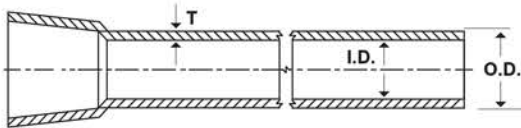
INSTALLATION

JM Eagle™ Electrical
Conduit Installation Guide.

PIPE END OPTION

Bell End

Rated for 90° C Conductor



I.D. - Inside Diameter
O.D. - Outside Diameter
T - Wall Thickness

**CERTIFICATION**

Our conduit line is UL651/NEMA TC-2 certified; UL does not certify electrical conduit above 6" in diameter. JM Eagle's large-diameter offerings (8–12 inches) are application-specific. JM Eagle is the only manufacturer that has NSF certification under Special Engineered Specification SE 31765. JM Eagle's Schedule 40 and Schedule 80 PVC electrical conduit in trade sizes 8", 10", and 12" will be formally recognized as meeting or exceeding the performance requirements established in UL 651 for comparable smaller trade sizes, despite UL not certifying conduit above 6".

This independent verification is based on rigorous third-party testing for tensile strength, impact resistance, crushing resistance, and dimensional compliance, incorporating ASTM D1785 dimensional standards. While the product cannot be marked as UL 651, it will bear the NSF® Electrical SE 31765 mark, signifying compliance with the documented testing criteria and in-plant quality control requirements.

For JM Eagle's customers and strategic partners, this certification provides clear, legally defensible assurance that the large-diameter conduit meets established industry performance benchmarks, offering confidence in quality, reliability, and suitability for critical infrastructure applications such as power grid, solar, and wind projects.

Note: When your project demands big conduit, the standards shouldn't shrink. While UL does not certify electrical conduit above 6" diameter, JM Eagle brings third-party assurance to large sizes. We are the only manufacturer obtaining NSF® certification under Special Engineered Specification SE 31765 for Schedule 40 and Schedule 80 PVC electrical conduit in trade sizes 8", 10", and 12"—so you get documented performance where it matters.

If your engineer or the Authority Having Jurisdiction (AHJ) requires additional verification directly from NSF, please contact your electrical account manager or any member of our electrical team, and we will coordinate the confirmation promptly.

Electrical Sales Team (310)693-8412



ELECTRICAL DIVISION

ELECTRICAL CONDUIT AND DUCT

DIRECT BURIAL(DB) & ENCASED BURIAL(EB)
TYPE C

[Product One Sheet >](#)

Electrical Conduit and Duct

DIRECT BURIAL(DB) & ENCASED BURIAL(EB) TYPE C



NEMA TC-6/ TC-8, ASTM F512 (EXCEPT 1" EB-35 2 1/2" DB-120)
CELL CLASS 12254, 12164 or 12264 per ASTM D1784



MADE IN AMERICA

MARKETS



TELECOM



ELECTRICAL SYSTEM



DOT



POWER



RENEWABLE ENERGY

DESCRIPTION



ELECTRICAL CONDUIT AND DUCT

Nominal Laying Length:

10/20 feet

*suitable for above-ground and underground installations, concrete encasements, and direct burials, as well as telephone applications.

PIPE SIZES

1", 1 1/2", 2", 2 1/2",
3", 4", 5", 6"

PIPE COLOR

GREY

WHITE*

*Only on Type C Duct

JM Eagle offers a complete line of Electrical Conduit and Power Duct pipe that includes **Encased** and **Direct Burial Conduit** (ASTM F512, NEMA TC-6 & 8; and **Type C Telephone Duct**.

The solvent-weld joints are designed to provide a rigid (or restrained) joint connection, and the schedule-rated products are specifically engineered for use in partial support systems above ground.

BENEFITS

JM Eagle Electrical Conduit and Power Duct products are lightweight, cost-effective and long-lasting.

- They can be field-cut with a power saw or ordinary handsaw without the use of expensive or complicated machinery.
- Easy to load, transport and handle, installers prefer them because they go into the ground quickly, saving installation costs.
- JM Eagle Electrical Conduit and Power Duct products are suitable for power, telephone and other electrical systems.



- They maintain performance against external galvanic soil conditions without lining wrapping, coating or cathodic protection, and offer superior dielectric strength.
- They are rated for use with 90-degree C conductors, and come with UV protection.

Electrical Conduit and Duct

DIRECT BURIAL & ENCASED BURIAL



SUBMITTAL AND DATA SHEET

PIPE SIZE (IN)	AVG. O.D. (IN)	NOM. I.D. (IN)	*MIN. T. (IN)	APPROX. WT/FT	PIPE STIFFNESS
TYPE DB60 (500,000 MODULUS TABLE)					
2	2.375	2.249	0.060	0.310	60
3	3.500	3.306	0.092	0.700	60
4	4.500	4.245	0.121	1.184	60
5	5.563	5.243	0.152	1.838	60
6	6.625	6.242	0.182	2.621	60
TYPE DB100 (500,000 MODULUS TABLE)					
3	3.500	3.264	0.112	0.848	100
4	4.500	4.195	0.145	1.411	100
5	5.563	5.187	0.179	2.154	100
6	6.625	6.177	0.213	3.053	100
TYPE DB120 (500,000 MODULUS TABLE)					
1	1.315	1.189	0.060	0.168	120
1 1/2	1.900	1.774	0.065	0.246	120
2	2.375	2.213	0.077	0.395	120
3	3.500	3.252	0.118	0.892	120
4	4.500	4.176	0.154	1.496	120
5	5.563	5.161	0.191	2.293	120
6	6.625	6.148	0.227	3.246	120
TYPE EB20 (500,000 MODULUS TABLE)					
2	2.375	2.249	0.060	-	20
3	3.500	3.371	0.061	-	20
4	4.500	4.327	0.082	-	20
5	5.563	5.346	0.103	-	20
6	6.625	6.362	0.125	-	20
TYPE EB35 (500,000 MODULUS TABLE)					
3	3.500	3.340	0.076	-	35
4	4.500	4.290	0.100	0.983	35
5	5.563	5.298	0.126	1.550	35
6	6.625	6.305	0.152	2.199	35
CAO 8546 TYPE C (500,000 MODULUS TABLE)					
4	4.350	4.028	0.153	-	-

Electrical Conduit and Duct

DIRECT BURIAL & ENCASED BURIAL

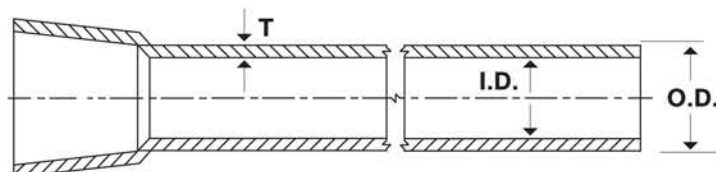


ARIZONA SUBMITTAL AND DATA SHEET

PIPE SIZE (IN)	AVG. O.D. (IN)	NOM. I.D. (IN)	*MIN. T. (IN)	APPROX. WT/FT	PIPE STIFFNESS
TYPE DB100 (400,000 MODULUS TABLE) (Arizona)					
3	3.500	3.245	0.121	-	100
4	4.500	4.174	0.155	1.456	100
5	5.563	5.159	0.192	2.229	100
6	6.625	6.144	0.229	-	100
TYPE DB120 (400,000 MODULUS TABLE) (Arizona)					
1	1.315	1.189	0.060	0.162	120
1 1/2	1.900	1.763	0.065	0.257	120
2	2.375	2.200	0.083	0.411	120
2 1/2	2.875	2.654	0.105	0.629	120
3	3.500	3.233	0.127	0.932	120
4	4.500	4.151	0.166	1.555	120
5	5.563	5.132	0.205	2.375	120
6	6.625	6.112	0.244	3.366	120
TYPE EB35 (400,000 MODULUS TABLE) (Arizona)					
1	1.315	1.189	0.060	-	35
2	2.375	2.249	0.060	-	35
3	3.500	3.327	0.082	-	35
4	4.500	4.271	0.109	-	35
5	5.563	5.277	0.136	1.595	35
6	6.625	6.28	0.164	-	35

PRODUCT STANDARD

ASTM F512
NEMA TC 6 & 8
NEMA TC-10
(TYPE C TELEPHONE DUCT)
UL 651 (EB20 ONLY)



T - Wall Thickness I.D. - Inside Diameter O.D. - Outside Diameter





ELECTRICAL DIVISION

ELECTRICAL CONDUIT EAGLEBORE™


PVC ELECTRICAL CONDUIT

[Product One Sheet >](#)

Electrical Conduit | EagleBore™

SPLINE
LOCKING

PVC ELECTRICAL CONDUIT



FOLLOWS PHYSICAL
REQUIREMENTS OF: UL 651



MARKETS

 TELECOM

 ELECTRICAL SYSTEM

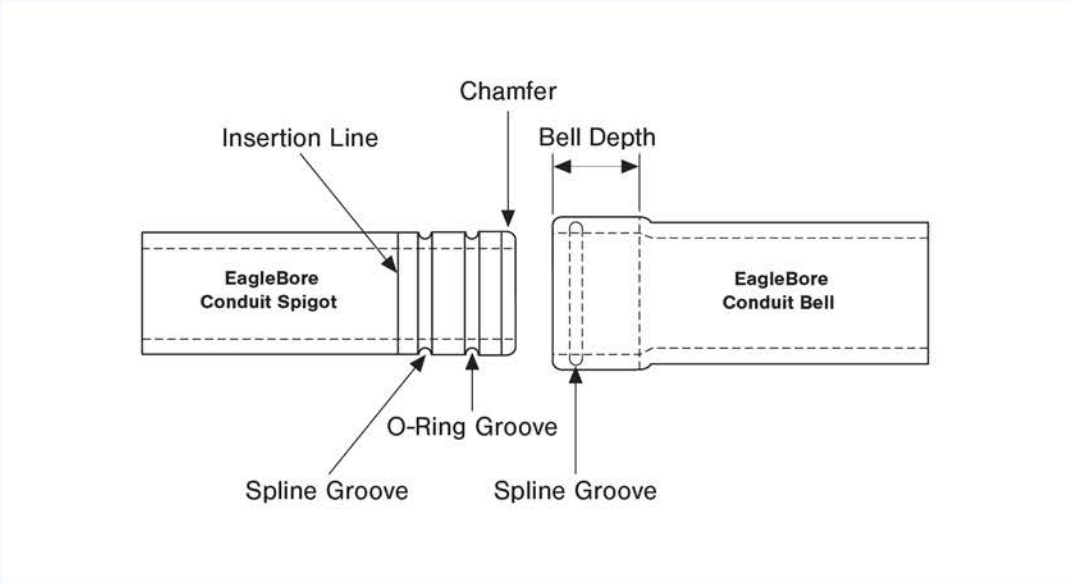
 POWER

 RENEWABLE ENERGY

DESCRIPTION



ELECTRICAL CONDUIT EAGLEBORE SPLINE LOCKING	PIPE SIZES	PIPE COLOR
Nominal Laying Length: 10/20 feet <small>(Please call regarding manufacturing standards and specifications.)</small>	4", 5", 6"	GREY



BENEFITS

INSTALLATION

- Lightweight, great for manual installation.
- Field-cut with a power saw or handsaw; bevel without complicated machinery.
- Does not need lining, wrapping, coating, or cathodic protection to prevent galvanic corrosion.

FEATURES

- Unaffected by corrosive elements, sewer gas, sulfuric acid, alkaline, or acidic soils.
- Structurally sound joints provide a rigid connection.
- Smooth wall interior allows for easy pull through for wires.





SUBMITTAL AND DATA SHEET

SCHEDULE 40 CONDUIT

PIPE SIZE (IN)	AVG. O.D. (IN)	NOM. I.D. (IN)	MIN. T. (IN)	APPROX. WT/ FT	PIPE STIFFNESS (PSI)
Schedule 40 Conduit					
4	4.500	4.002	0.237	2.117	307
5	5.563	5.021	0.258	2.790	206
6	6.625	6.037	0.280	3.700	154

FOLLOWS PHYSICAL REQUIREMENTS OF:

UL 651

PIPE END OPTION

Bell End

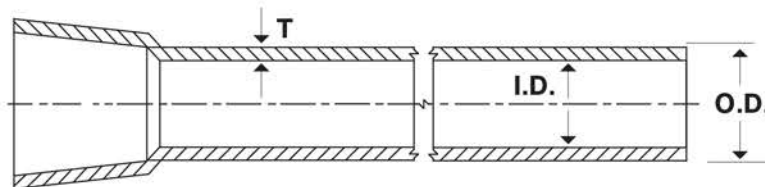
NOMINAL LAYING LENGTH

10/20 feet

(Please call regarding manufacturing standards and specifications)

INSTALLATION

JM Eagle™ Electrical Conduit/EagleBore™ Conduit Installation Guide.



T - Wall Thickness


I.D. - Inside Diameter

O.D. - Outside Diameter





ELECTRICAL DIVISION



HDPE CONDUIT UL651A

NON-PRESSURE-RATED CONDUIT

[Product One Sheet >](#)

HDPE Conduit | UL651A

NON-PRESSURE-RATED CONDUIT



ASTM D3350
PE 334420 C or E
UL651A

*Available in 96" and 102" continuous
reels with or without pull tape.
Other reel sizes available upon request.



MADE IN AMERICA

MARKETS



TELECOM



CATV



COMMERCIAL
& INDUSTRIAL



ENERGY



DOT



ENTERPRISE



RENEWABLE ENERGY

DESCRIPTION



HDPE COMMUNICATION DUCT

Nominal Sizes (IN):

0.5", 0.75", 1", 1.25", 1.5",
2", 3", 4", 6"

PIPE COLOR

BLUE

GREEN

BLACK

ORANGE

WHITE

GREY

RED

TERRACOTA

Custom colors available upon request

Installation Methods

Electro Fusion

Socket Fusion

Butt Fusion

Saddle Fusion

Mechanical Connections



BENEFITS

INSTALLATION

- Longer pull lengths mean fewer joints for directional drilling and plowing.
- Greater flexibility allows following trench contours and avoiding underground obstacles.
- Can be installed, trenched or trenchless, including horizontal directional drilling. (HDD)

FEATURES

- Resistant to corrosive chemicals, aggressive soils and is impervious to bacteria and fungus.
- Remains ductile at low temperatures.
- Lightweight.
- Proudly Made in Kingman, AZ & Sunnyside, WA



HDPE Conduit | UL651A

NON-PRESSURE-RATED CONDUIT



SUBMITTAL AND DATA SHEET

NOM. SIZE (IN)	O.D. (IN)	SCHEDULE	MIN. WALL (IN)	AVG. I.D (IN)
PIPE DIMENSIONS NON-PRESSURE RATED				
0.5 in	0.840	Sch 40	0.109	0.609
		Sch 80	0.147	0.528
0.75 in	1.050	Sch 40	0.113	0.810
		Sch 80	0.154	0.724
1 in	1.315	Sch 40	0.133	1.033
		Sch 80	0.179	0.936
1.25 in	1.660	Sch 40	0.140	1.363
		Sch 80	0.191	1.255
1.5 in	1.900	Sch 40	0.145	1.593
		Sch 80	0.200	1.476
2 in	2.375	Sch 40	0.154	2.049
		Sch 80	0.218	1.913
3 in	3.500	Sch 40	0.216	3.042
		Sch 80	0.300	2.864
4 in	4.500	Sch 40	0.237	3.998
		Sch 80	0.337	3.786
6 in	6.625	Sch 40	0.280	6.031
		Sch 80	0.432	5.709

PRODUCT STANDARD

UL651A

PIPE COMPOUND

ASTM D3350
PE 334420 C or E

NOMINAL LAYING LENGTH

(Available in 96" and 102" continuous reels.
Other sizes available upon request.)





ELECTRICAL DIVISION

HDPE COMMUNICATION DUCT

[Product One Sheet >](#)

HDPE COMMUNICATION DUCT



MADE IN AMERICA

ASTM F2160,
CONDUIT

MARKETS

TELECOM

CATV

COMMERCIAL & INDUSTRIAL

ENERGY

DOT

ENTERPRISE

RENEWABLE ENERGY

DESCRIPTION



HDPE COMMUNICATION DUCT

Nominal Sizes (IN):
3/4-inch - 6-inch diameters
*Available in 96" and 102" continuous reels.
Other sizes available upon request
(8-inch and above available upon request),
with or without pull tape

PIPE COLOR

BLUE	GREEN	BLACK	ORANGE
WHITE	GREY	RED	TERRACOTA

Custom colors available upon request

It can be joined by various heat fusion methods including electrofusion, socket fusion, butt fusion and saddle fusion, as well as mechanical connections.

With a COF 30 percent lower than PVC, it remains ductile at low temperatures and offers a maximum operating temperature of 90 degrees, which is compatible with the operating temperatures of power cables.



BENEFITS

JM Eagle HDPE Communication Duct is the easy-to-install, high-performance solution to communications applications.

INSTALLATION

- Lightweight and flexible, it comes in long lengths, allowing for easy and convenient installation.
- Because of its flexible nature, it reduces the use of fittings and remains ductile at low temperatures.
- Its longer pull lengths mean manholes can be placed farther apart, with fewer joints needed for directional drilling and plowing.
- Its lengths allow for greater flexibility in system design, as well as the ability to follow trench contours and avoid underground obstacles.

FEATURES

- It is recognized in the industry for its high stress crack resistance, a coefficient of friction 30 percent lower than PVC, and high tensile strength.
- It is resistant to corrosive chemicals and aggressive soils and is impervious to bacteria and fungus.
- JM Eagle's high-density polyethylene communication duct pipe is the key to a modern electrified infrastructure.
- Suitable for use as conduit, duct, inner-duct with communication, telecom, fiber optic high-speed data, power wire, and cable applications.



HDPE COMMUNICATION DUCT



SUBMITTAL AND DATA SHEET

PIPE SIZE (IN)	AVG. O.D. (IN)	MIN. T. (IN)	AVG. I.D. (IN)	MIN. T. (IN)	AVG. I.D. (IN)
		HDPE COMMUNICATION DUCT - DR 15.5		HDPE COMMUNICATION DUCT - DR 9	
1/2	0.840	0.062	0.7086	0.093	0.6428
3/4	1.050	0.068	0.9058	0.117	0.8020
1	1.315	0.084	1.1369	0.146	1.0055
1 1/4	1.660	0.107	1.4332	0.184	1.2699
1 1/2	1.900	0.123	1.6392	0.211	1.4527
2	2.375	0.153	2.0506	0.264	1.8153
2 1/2	2.875	-	-	0.319	2.1987
3	3.500	0.226	3.0209	0.389	2.6753
4	4.500	0.290	3.8852	0.500	3.4400
5	5.563	0.359	4.8019	0.618	4.2528
6	6.625	0.427	5.7198	0.736	5.0647
8	8.625	0.556	7.4463	0.958	6.5940
10	10.750	0.694	9.2787	1.194	8.2187
12	12.750	0.823	11.0052	1.417	9.7460
		HDPE COMMUNICATION DUCT - DR 11		HDPE COMMUNICATION DUCT - DR 13.5	
1/2	0.840	0.076	0.6789	0.062	0.7086
3/4	1.050	0.095	0.8486	0.078	0.8846
1	1.315	0.120	1.0606	0.097	1.1094
1 1/4	1.660	0.151	1.3399	0.123	1.3992
1 1/2	1.900	0.173	1.5332	0.141	1.6011
2	2.375	0.216	1.9171	0.176	2.0019
2 1/2	2.875	0.261	2.3217	0.213	2.4234
3	3.500	0.318	2.8258	0.259	2.9509
4	4.500	0.409	3.6329	0.333	3.7940
5	5.563	0.506	4.4903	0.412	4.6896
6	6.625	0.602	5.3488	0.491	5.5841
8	8.625	0.784	6.9629	0.639	7.2703
10	10.750	0.977	8.6788	0.796	9.0625
12	12.750	1.159	10.2929	0.944	10.7487

HDPE COMMUNICATION DUCT



SUBMITTAL AND DATA SHEET

PIPE SIZE (IN)	AVG. O.D. (IN)	MIN. T. (IN)	AVG. I.D. (IN)	MIN. T. (IN)	AVG. I.D. (IN)
		HDPE COMMUNICATION DUCT - SCH40		HDPE COMMUNICATION DUCT - SCH80	
1/2	0.840	0.109	0.6089	0.147	0.5284
3/4	1.050	0.113	0.8104	0.154	0.7235
1	1.315	0.133	1.0330	0.179	0.9355
1 1/4	1.660	0.140	1.3632	0.191	1.2551
1 1/2	1.900	0.145	1.5926	0.200	1.4760
2	2.375	0.154	2.0485	0.218	1.9128
2 1/2	2.875	0.203	2.4446	0.276	2.2899
3	3.500	0.216	3.0421	0.300	2.8640
4	4.500	0.237	3.9976	0.337	3.7856
5	5.563	0.258	5.0160	0.375	4.7680
6	6.625	0.280	6.0314	0.432	5.7092
8	8.625	0.322	7.9424	-	-
10	10.750	0.365	9.9762	-	-
12	12.750	0.406	11.8893	-	-





Electrical Sales Team:
310-693-8412

For more information visit:
www.JMEagle.com

**WATCH OUR
MCNARY
PLANT FILM**

